



Location: ACL1 - City Hall

Report on 24-hour TSP monitoring

Action Level ($\mu\text{g}/\text{m}^3$) - 163

Limit Level ($\mu\text{g}/\text{m}^3$) - 260

Date	Sampling Time	Weather Condition	Filter paper no.	Filter Weight, g		Elapse Time, hr		Sampling Time, hr	Flow Rate, m^3/min			Total Volume, m^3	TSP Level, $\mu\text{g}/\text{m}^3$
				Initial	Final	Initial	Final		Initial, Q_{si}	Final, Q_{sf}	Average		
3-Nov-14	8:00	Cloudy	010311	2.7828	2.8503	3522.49	3546.49	24.00	1.00	1.00	1.00	1434	47
8-Nov-14	8:00	Cloudy	010217	2.7685	2.8153	3549.49	3573.49	24.00	1.00	1.00	1.00	1438	33
14-Nov-14	8:00	Cloudy	010142	2.7673	2.8625	3577.48	3601.48	24.00	1.13	1.12	1.12	1620	59
20-Nov-14	8:00	Fine	010146	2.7796	2.9027	3604.48	3628.48	24.00	1.03	1.03	1.03	1481	83
26-Nov-14	8:00	Cloudy	010530	2.7289	2.8700	3631.49	3655.49	24.00	0.99	1.00	0.99	1432	99

Report on 1-hour TSP monitoring

Action Level ($\mu\text{g}/\text{m}^3$) - 460

Limit Level ($\mu\text{g}/\text{m}^3$) - 500

Date	Sampling Time	Weather Condition	Filter paper no.	Filter Weight, g		Elapse Time, hr		Sampling Time, hr	Flow Rate, m^3/min			Total Volume, m^3	TSP Level, $\mu\text{g}/\text{m}^3$
				Initial	Final	Initial	Final		Initial, Q_{si}	Final, Q_{sf}	Average		
4-Nov-14	8:51	Cloudy	010238	2.7716	2.7796	3546.49	3547.49	1.00	0.93	0.93	0.93	56	143
4-Nov-14	10:05	Cloudy	010241	2.7597	2.7638	3547.49	3548.49	1.00	0.93	0.93	0.93	56	73
4-Nov-14	13:00	Cloudy	010242	2.7522	2.7589	3548.49	3549.49	1.00	0.93	0.93	0.93	56	120
10-Nov-14	8:50	Cloudy	010234	2.7541	2.7572	3573.49	3574.49	1.00	0.99	0.99	0.99	60	52
10-Nov-14	9:54	Cloudy	010313	2.7650	2.7684	3574.49	3575.49	1.00	0.99	0.99	0.99	60	57
10-Nov-14	10:56	Cloudy	010316	2.7668	2.7695	3575.49	3576.49	1.00	0.99	0.99	0.99	60	45
15-Nov-14	8:45	Cloudy	010143	2.7648	2.7708	3601.48	3602.48	1.00	1.03	1.03	1.03	62	97
15-Nov-14	9:49	Cloudy	010144	2.7733	2.7783	3602.48	3603.48	1.00	1.00	1.06	1.03	62	81
15-Nov-14	10:55	Cloudy	010145	2.7688	2.7750	3603.48	3604.48	1.00	1.00	1.03	1.01	61	102
21-Nov-14	8:06	Fine	010539	2.7346	2.7372	3628.48	3629.48	1.00	1.03	1.06	1.04	63	42
21-Nov-14	9:15	Fine	010534	2.7441	2.7480	3629.48	3630.48	1.00	1.00	1.06	1.03	62	63
21-Nov-14	11:00	Fine	010535	2.7242	2.7293	3630.48	3631.48	1.00	1.06	1.06	1.06	64	80
27-Nov-14	8:15	Cloudy	010666	2.8013	2.8117	3655.49	3656.49	1.00	1.00	1.00	1.00	60	174
27-Nov-14	9:36	Cloudy	010669	2.8025	2.8169	3656.49	3657.49	1.00	1.00	1.00	1.00	60	241
27-Nov-14	10:45	Cloudy	010672	2.7593	2.7634	3657.49	3658.49	1.00	1.00	1.00	1.00	60	69



Location: ACL2a - Contractor HK/2012/08 Site office

Report on 24-hour TSP monitoring

Action Level ($\mu\text{g}/\text{m}^3$) - 187.3

Limit Level ($\mu\text{g}/\text{m}^3$) - 260

Date	Sampling Time	Weather Condition	Filter paper no.	Filter Weight, g		Elapse Time, hr		Sampling Time, hr	Flow Rate, m^3/min			Total Volume, m^3	TSP Level, $\mu\text{g}/\text{m}^3$
				Initial	Final	Initial	Final		Initial, Q_{si}	Final, Q_{sf}	Average		
3-Nov-14	8:00	Cloudy	010177	2.7587	2.9213	2656.38	2680.38	24.00	0.99	0.99	0.99	1430	114
8-Nov-14	8:00	Cloudy	010218	2.7510	2.8051	2683.38	2707.38	24.00	1.12	1.12	1.12	1609	34
14-Nov-14	8:00	Cloudy	010389	2.7673	2.9413	2710.37	2734.37	24.00	1.12	1.12	1.12	1611	108
21-Nov-14	14:30	Fine	010473	2.7454	2.9101	2740.37	2764.37	24.00	1.05	1.05	1.05	1519	108
26-Nov-14	8:00	Cloudy	010475	2.7429	2.9438	2764.37	2788.37	24.00	1.11	1.11	1.11	1603	125

* Due to interruption of electricity supply, the 24hr TSP was rescheduled from 20 November 2014 to 21 November 2014.

Report on 1-hour TSP monitoring

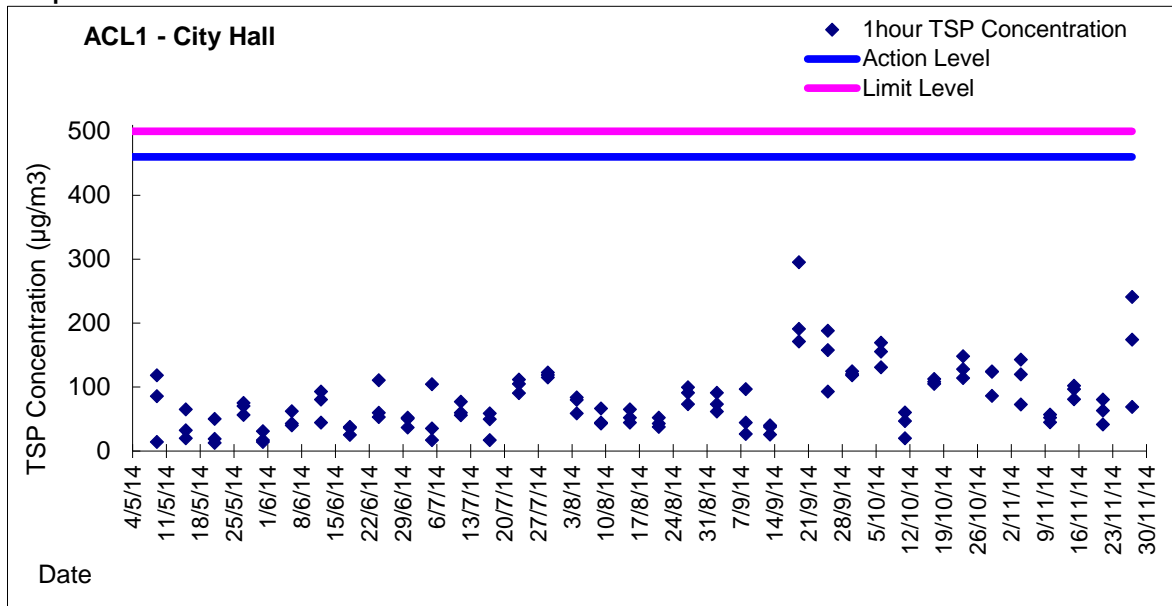
Action Level ($\mu\text{g}/\text{m}^3$) - 300.1

Limit Level ($\mu\text{g}/\text{m}^3$) - 500

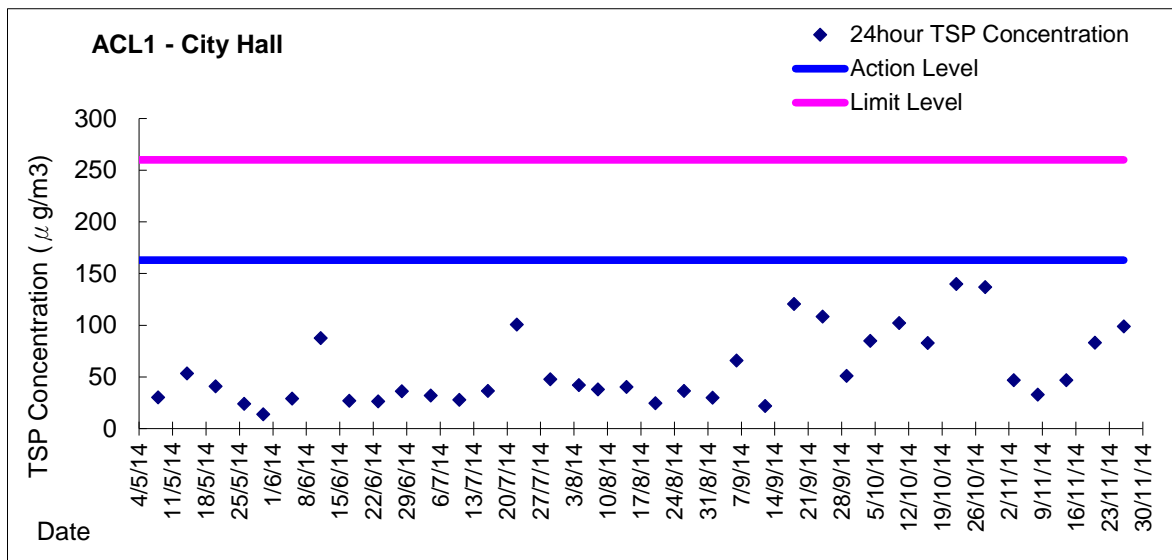
Date	Sampling Time	Weather Condition	Filter paper no.	Filter Weight, g		Elapse Time, hr		Sampling Time, hr	Flow Rate, m^3/min			Total Volume, m^3	TSP Level, $\mu\text{g}/\text{m}^3$
				Initial	Final	Initial	Final		Initial, Q_{si}	Final, Q_{sf}	Average		
4-Nov-14	13:00	Cloudy	010243	2.7689	2.7817	2680.39	2681.39	1.00	1.05	1.05	1.05	63	203
4-Nov-14	14:05	Cloudy	010246	2.7788	2.7920	2681.39	2682.39	1.00	0.99	0.99	0.99	60	222
4-Nov-14	15:14	Cloudy	010249	2.7737	2.7886	2682.39	2683.39	1.00	0.99	0.99	0.99	60	250
10-Nov-14	9:36	Cloudy	010221	2.7699	2.7768	2707.38	2708.38	1.00	1.11	1.11	1.11	67	103
10-Nov-14	13:30	Cloudy	010382	2.7865	2.7947	2708.38	2709.38	1.00	1.05	1.05	1.05	63	130
10-Nov-14	14:45	Cloudy	010385	2.7614	2.7669	2709.38	2710.38	1.00	1.05	1.05	1.05	63	87
15-Nov-14	13:00	Cloudy	010496	2.7155	2.7251	2734.37	2735.37	1.00	1.06	1.06	1.06	63	151
15-Nov-14	14:05	Cloudy	010519	2.7552	2.7643	2735.37	2736.37	1.00	1.06	1.06	1.06	63	144
15-Nov-14	15:11	Cloudy	010516	2.7590	2.7702	2736.37	2737.37	1.00	1.06	1.06	1.06	63	177
21-Nov-14	8:09	Fine	010204	2.7512	2.7575	2737.37	2738.37	1.00	1.05	1.05	1.05	63	100
21-Nov-14	9:40	Fine	010570	2.7343	2.7428	2738.37	2739.37	1.00	1.05	1.05	1.05	63	134
21-Nov-14	13:00	Fine	010566	2.7617	2.7661	2739.37	2740.37	1.00	1.05	1.05	1.05	63	70
27-Nov-14	8:06	Cloudy	010591	2.7336	2.7415	2788.37	2789.37	1.00	1.11	1.11	1.11	67	118
27-Nov-14	9:15	Cloudy	010593	2.7459	2.7546	2789.37	2790.37	1.00	1.11	1.11	1.11	67	130
27-Nov-14	10:20	Cloudy	010680	2.7837	2.7905	2790.37	2791.37	1.00	1.11	1.11	1.11	67	102



Graphic Presentation of 1 hour TSP Result

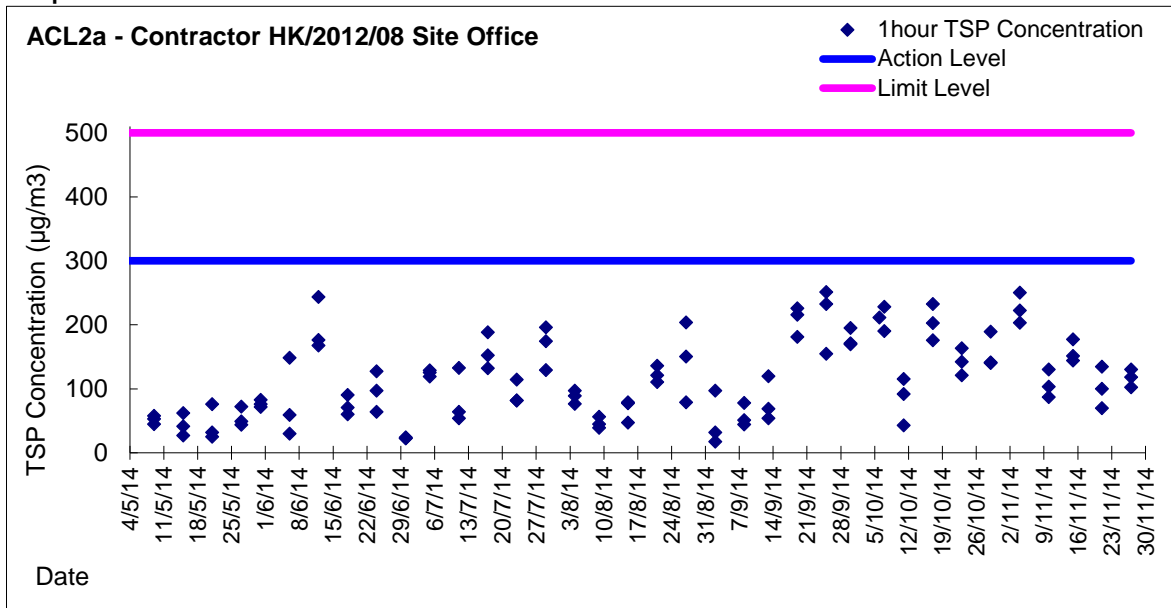


Graphic Presentation of 24 hour TSP Result





Graphic Presentation of 1 hour TSP Result



Graphic Presentation of 24 hour TSP Result

